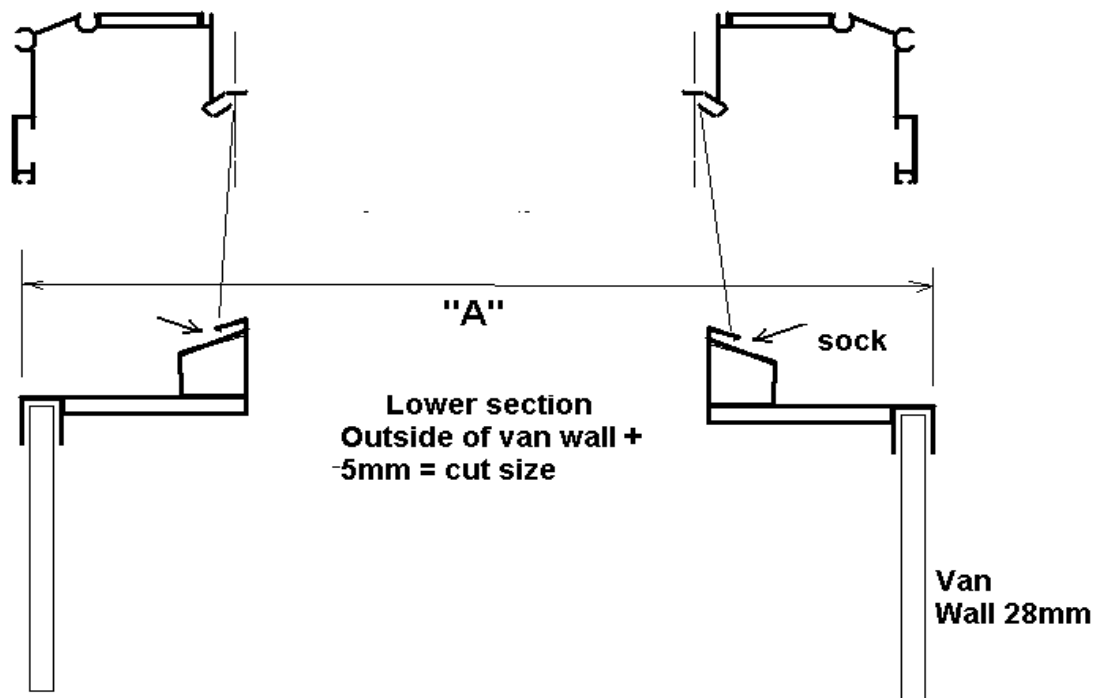


## Pop Top Extrusion

### Required

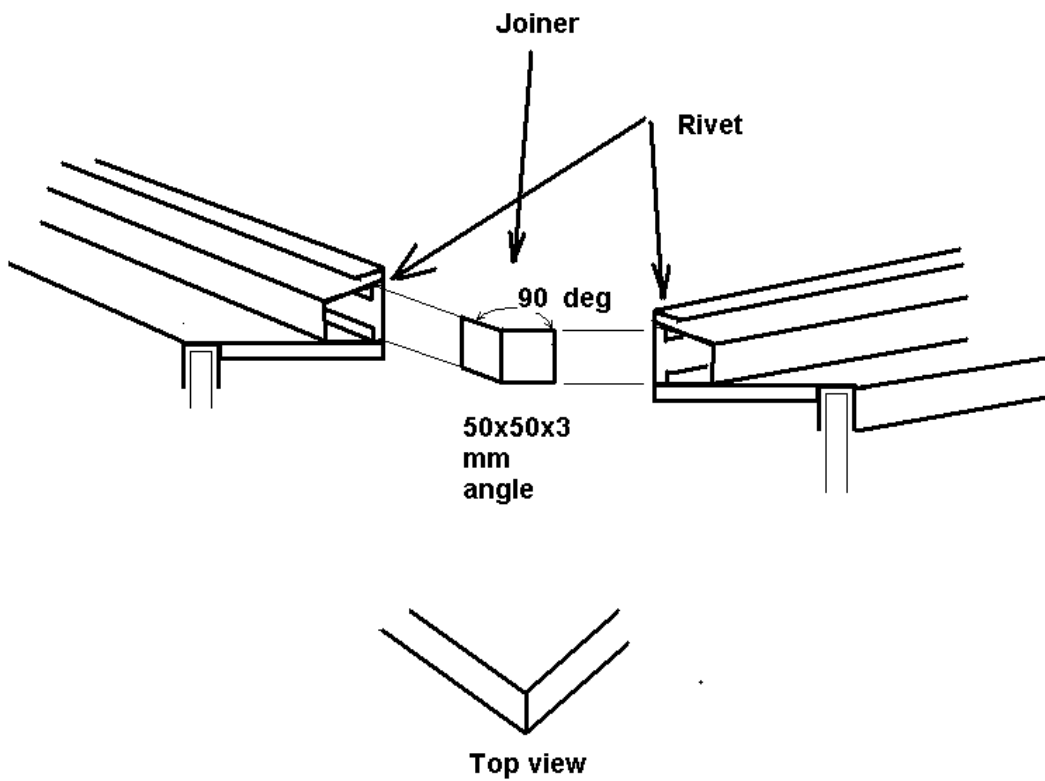
Top profile	4.8 mtr length
Top Corner pieces	x 4
Bottom Profile	4.8 mtr length
Bottom profile Joiner	x 4
Rivets	x 16
Rubber seal	
Sealant	



A= Outside of van wall +5 mm

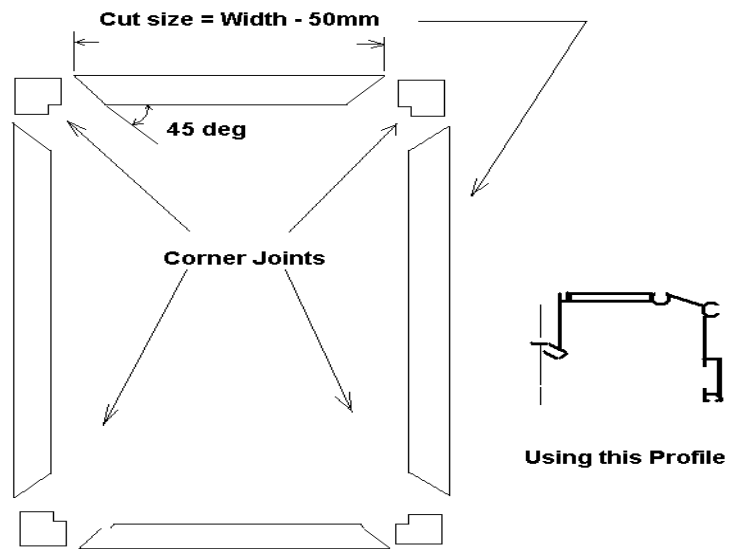
## Lower extrusion

- 1/ Cut at 45 deg on ends
- 2/ Length should be "A"
- 3/ Fit Bottom profile Joiner and seal using suitable sealant.
- 4/ Rivet from inside through into joiner with stainless steel rivets supplied.
- 5/ Seal rivet heads.



## Top Extrusion

- 1/ Cut at 45 deg on ends
- 2/ Length = "A" - 56mm
- 3/ Fit corner joints and seal using suitable sealant.
- 4/ Rivet from inside outer lip with stainless steel rivets supplied. Do not drill through.
- 5/ Seal rivet heads



**Upper Portion of Poptop**

