



CRUISEMASTER™

AUSTRALIA'S LEADER IN ALL-TERRAIN TOWING TECHNOLOGY

TECHNICAL BULLETIN

Title

Doc No: TB-190

Date: 26-Nov-24

07 3624 3800 **P**

07 3624 3888 **F**

enquiries@cruisemaster.com.au **E**

352b Bilsen Rd Geebung 4034 **A**

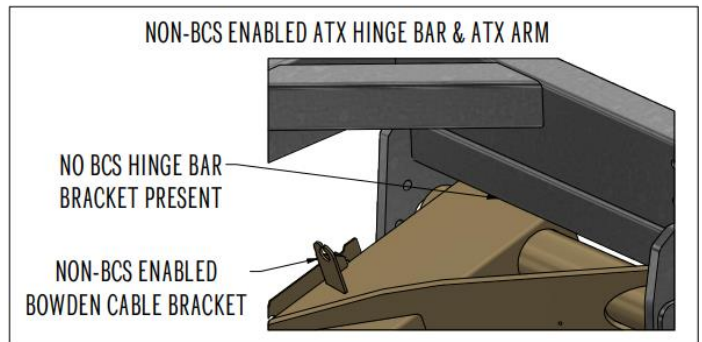
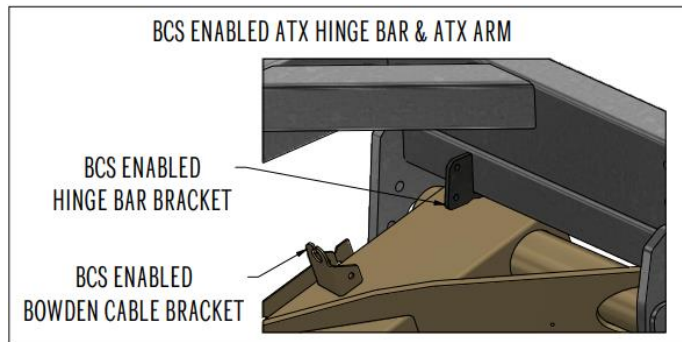
Cruisemaster.com.au **W**

This technical bulletin contains important information regarding the installation of CRUISEMASTER suspensions. Please ensure that it is communicated to the relevant people in your organization.

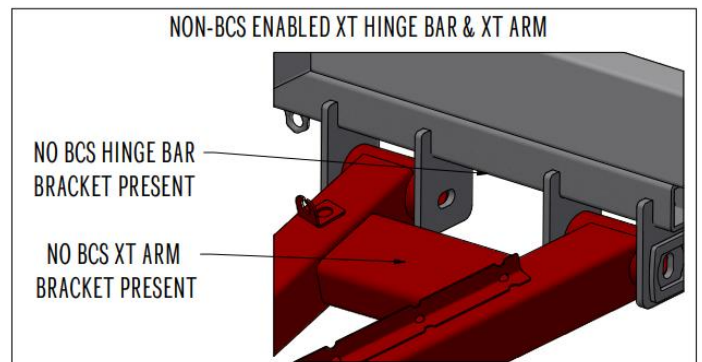
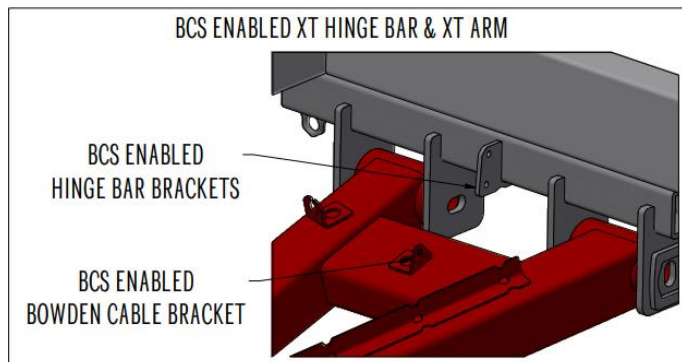
UPDATES

To integrate Cruisemaster suspension systems with the Cruisemaster Body Control System (BCS), some updates have been made to the ATX Hinge, ATX Arms, XT Hinge and XT Air Arms. The images below display the incompatible (requiring retrofit kit) and BCS enabled factory parts. All updated parts are backwards compatible and if the BCS is not being fitted, there are no changes to the installation of the suspension system.

ATX



XT



EFFECT

If fitting of the BCS is desired, the installer must first check whether their suspension system is BCS enabled (see above).

If the system **IS NOT** BCS enabled, a **RETROFIT BRACKET KIT** must be specified.

- For ATX: 32K-BCS-B002
- For XT: 32K-BCS-B004

If the system **IS** BCS enabled, only the **STANDARD BRACKET KITS** are required.