

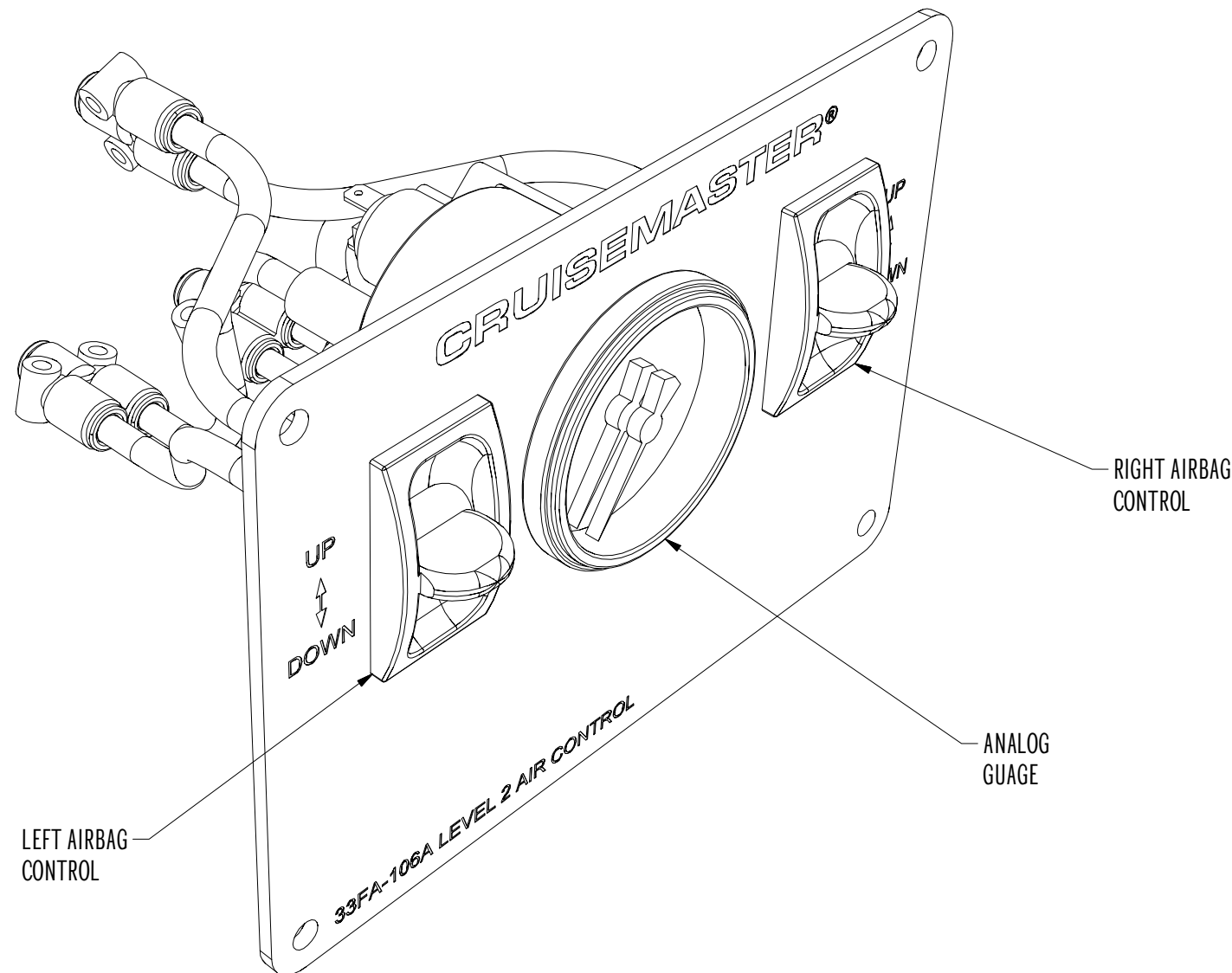


AIR CONTROL SYSTEM BASIC

MANUAL AIR CONTROL

ANALOG GUAGE

120 PSI COMPRESSOR



DESIGNED TO BE USED WITH	
CM XT	CM ATX
33SA-AIRKIT-1AS	33SA-AIRKIT-1BS
33SA-AIRKIT-1AT	33SA-AITKIT-1BT

L2 BASIC CONTROL PANEL PART LIST			
ITEM	QTY	PART NUMBER	DESCRIPTION
1	1	AC7200	DUAL NEEDLE AIRBAG MAN GAUGE
2	1	B2517	33FA-106A LEVEL 2 AIR CONTROL PANEL
3	2	EFCJ	CABLE JOINER
4	2	FAC7101	ELECTRIC PADDLE SWITCH BARBED
5	2	FN1104-150	NYLON TUBE 1/4 150MM - BLACK
6	2	FN1104-180	NYLON TUBE 1/4 180MM - BLACK
7	2	FN1104-230	NYLON TUBE 1/4 230MM - BLACK
8	3	FQF1503P	Y PIECE 1/4 PTC - SMC
9	2	FQF500P	ELBOW 1/4 PTC X 1/8 NPT FEMALE SWIVEL - SMC
10	1	YABM12	3KG PLAIN CARTON - BROWN 240X240X200

L2 BASIC CONTROL PANEL

33FA-106A

TITLE

PART NUMBER

MATERIAL:

FINISH:

ALL DIMENSIONS IN MILLIMETERS UNLESS OTHERWISE STATED

DO NOT SCALE
SUPPLIER CODE:

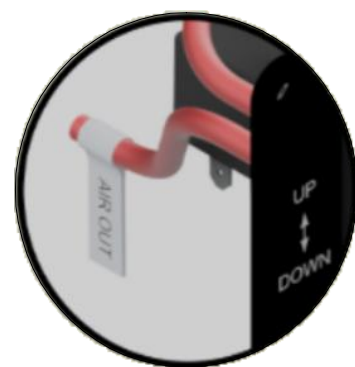
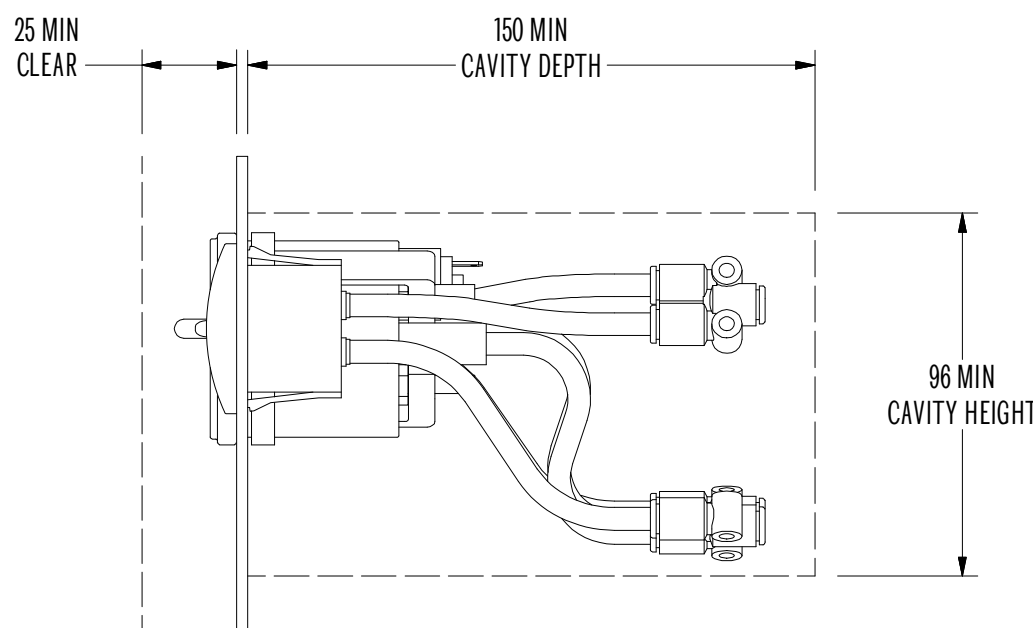
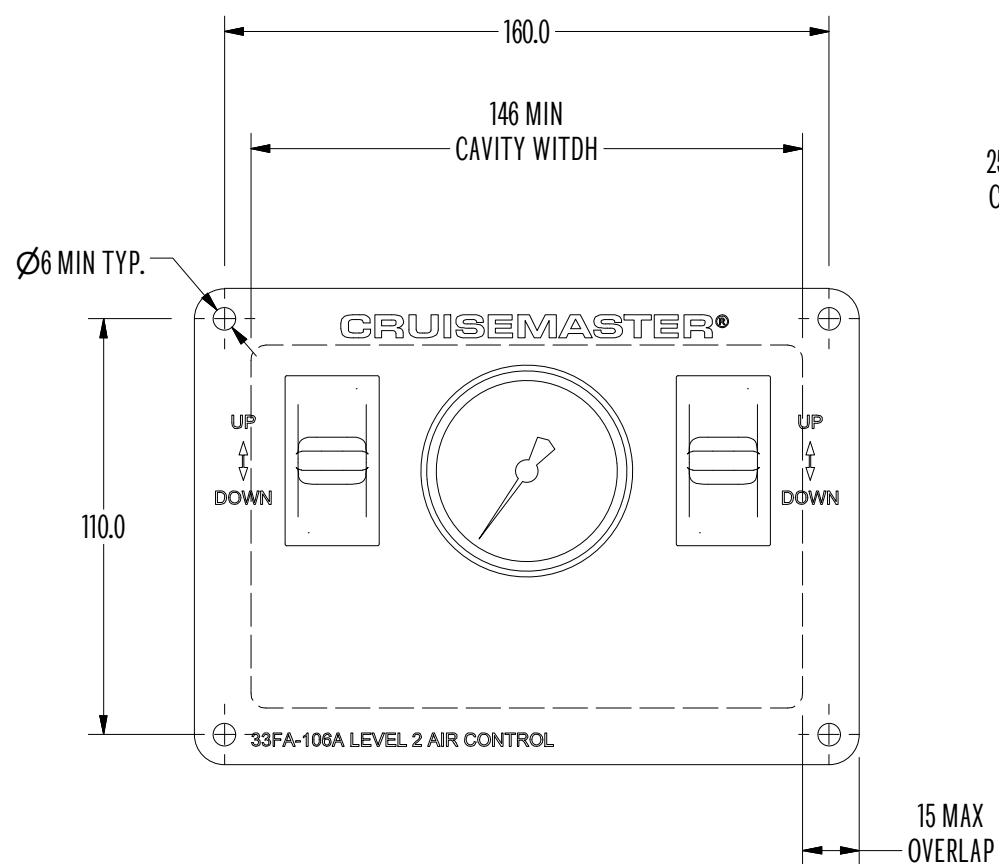
MASS: 0.321 kg
VOLUME: 227255.8 mm³

PAGE: 1 of 3
SHEET SIZE: A3

DRAWN: AB
CHECKED: DVD
APPROVED: DVD
DATE: 28/11/2018

UNLESS OTHERWISE STATED	
DIM	TOL
0	± 0.5
0.0	± 0.2
0.00	± 0.05
MACHINED	3.2/
GEN SHORE HARDNESS TOL ± 3	
REMOVE SHARP EDGES	

REV	DESCRIPTION	ECN	NAME	DATE
2	Added control system part list	1556	AJ	18/01/17
1	Release for production	1497	AJ	9/07/16



FOLLOW LING LABELLING TO CONNECT THE AIR LINES AND ELECTRICAL WIRING CORRECTLY

GENERAL INSTRUCTIONS

- It is recommended that only a properly qualified person installs the product and carries out maintenance. If you are not qualified and attempt to carry out such work ensure that all safety equipment is used and safety standards are met.
- Ensure that you have read the full Product Manual before attempting to fit the product.
- Ensure the Product Manual is kept with the vehicle and that any vehicle owner and/or operator are fully advised on the system and its operation before attempting to operate it.
- DO NOT connect any electrical components to the vehicle without preparing the electrical system as per the vehicle manufacturer's instructions. Connecting without preparing the vehicle could lead to component failure, vehicle damage or fire.
- If you use a sharp utility knife or razor blade great care must be taken in all cases not to cut yourself during this operation.
- The gauge is NOT weatherproof and is best mounted inside the vehicle.
- The switches should be mounted in a protected area to minimise the effect of moisture and dirt E.g. in or under a tray, in tool box or canopy.
- Air compressors get hot - avoid any flammable liquid or burn risk areas.
- The air tank is rated to a maximum working pressure of 150 psi (10 bar) and this is never to be exceeded.
- Incorrect use of this product can result in damage to the components associated parts and/or the vehicle, which is not covered under warranty.
- Ensure suspension airbags are maintained at the stated ride height at all times and maintain the minimum pressure required and never exceed the maximum, as required by the particular airbag product.

L2 BASIC CONTROL PANEL

33FA-106A

TITLE

PART NUMBER

MATERIAL:

FINISH:

ALL DIMENSIONS IN MILLIMETERS UNLESS OTHERWISE STATED

DO NOT SCALE
SUPPLIER CODE:

MASS: 0.321 kg
VOLUME: 227255.8 mm³

PAGE: 2 of 3
SHEET SIZE: A3

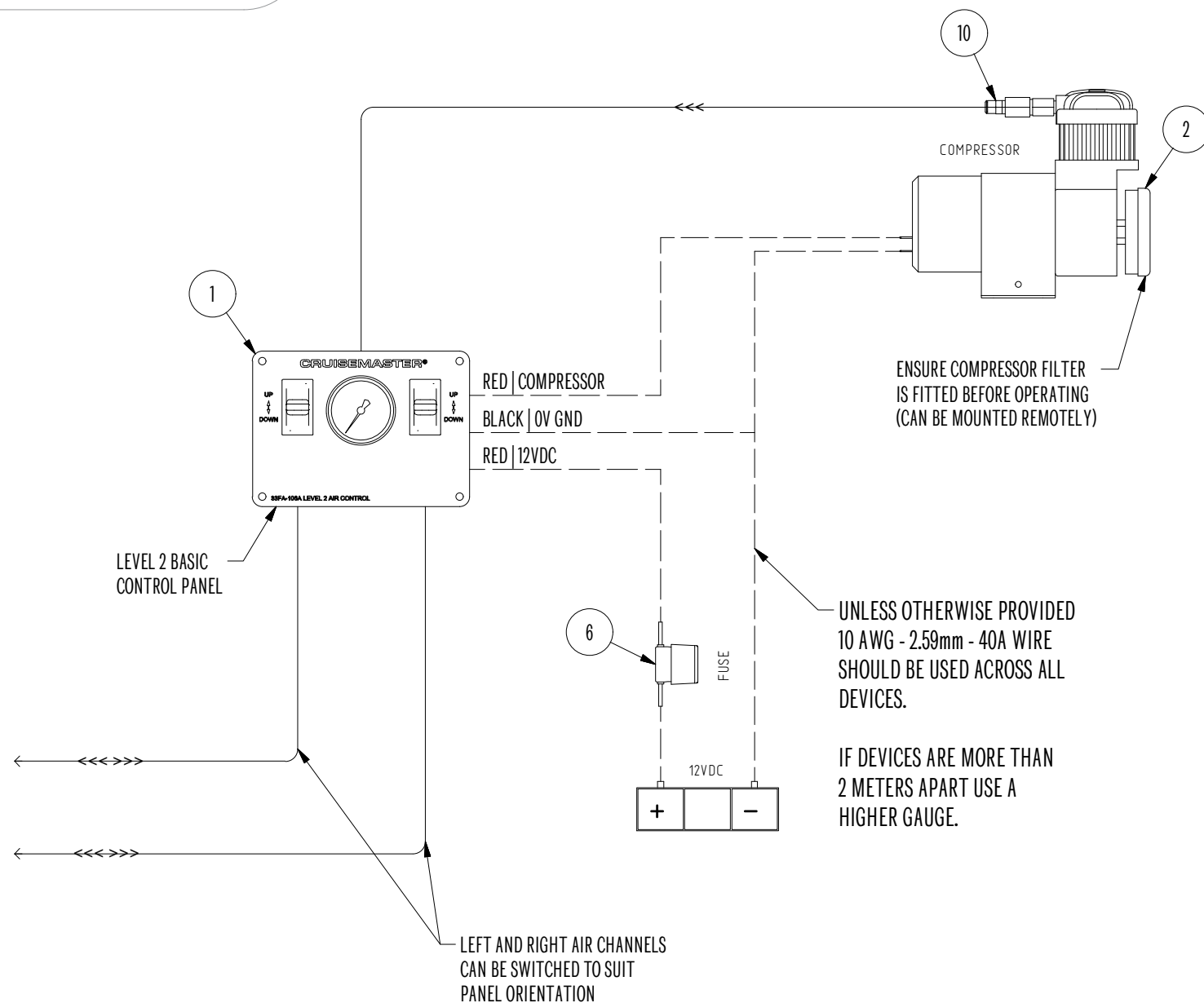
DRAWN: AB
CHECKED: DVD
APPROVED: DVD
DATE: 28/11/2018

UNLESS OTHERWISE STATED	
DIM	TOL
0	± 0.5
0.0	± 0.2
0.00	± 0.05
MACHINED	3.2/
GEN SHORE HARDNESS TOL ± 3	
REMOVE SHARP EDGES	





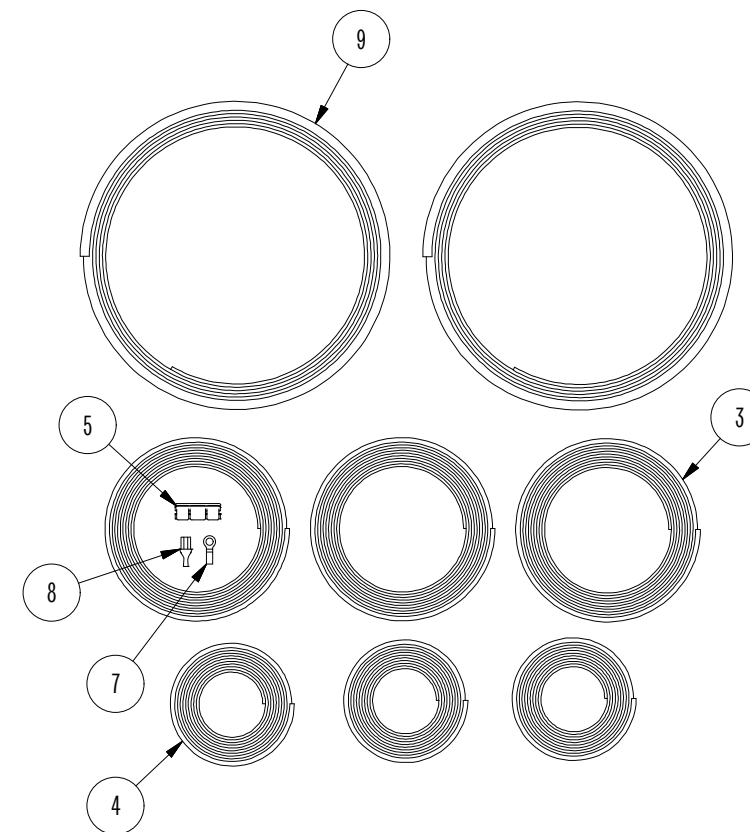
CIRCUIT DIAGRAM



AIRBAGS
LEVEL 1 FITTINGS KIT AND
AIRBAGS SPECIFIED SEPARATELY

LEVEL 1 KITS

- TYPE A SINGLE (33SA-AIR-KIT-1AS)
- TYPE A TANDEM (33SA-AIR-KIT-1AT)
- TYPE B SINGLE (33SA-AIR-KIT-1BS)
- TYPE B TANDEM (33SA-AIR-KIT-1BT)



KIT CONTENTS			
ITEM	QTY	PART NUMBER	DESCRIPTION
1	1	PKVCL2PANEL	PKVCL2ACK PANEL ASSEMBLY ONLY
2	1	AC8002	12 VOLT AIRBAG MAN COMPRESSOR
3	3	EF3BR	3MM ELECTRICAL CABLE - BROWN
4	3	EF3W	3MM ELECTRICAL CABLE - WHITE
5	1	EFCJ	CABLE JOINER
6	1	EFHW10	FUSE HOLDER WIRED WITH 10A FUSE
7	1	EFRTM5	RING TERMINAL 5MM RED
8	1	EFSPMY	MALE SPADE CONNECTOR - YELLOW
9	2	FN1104-10	NYLON TUBE 1/4" 10M - BLACK
10	1	FQF304	STRAIGHT FITTING 1/4" PTC X 1/8
11	1	WCOMP	COMPONENT LIST
12	1	YABM2	MEDIUM ABM CARTON - BROWN
13	1	ZBAGPLAIN	PLAIN POLY BAG

L2 BASIC CONTROL PANEL

33FA-106A

TITLE

PART NUMBER

MATERIAL:

FINISH:

ALL DIMENSIONS IN MILLIMETERS UNLESS OTHERWISE STATED

DO NOT SCALE

SUPPLIER CODE:

MASS: 1.448 kg

VOLUME: 1332120.9 mm³

PAGE: 3 of 3

SHEET SIZE: A3

DRAWN: AB
CHECKED: DVD
APPROVED: DVD
DATE: 28/11/2018

UNLESS OTHERWISE STATED		
DIM		TOL
0	±	0.5
0.0	±	0.2
0.00	±	0.05
MACHINED		3.2/

GEN SHORE HARDNESS TOL ± 3
REMOVE SHARP EDGES

